



Co-funded by the Horizon 2020 programme  
of the European Union



ODYSSEE-MURE

***Energy Efficiency Policies – Impact and Indicators***  
*Third meeting of the project “ODYSSEE-MURE,  
a decision support tool for energy efficiency policy evaluation”  
Vienna, 26-27 April 2018*

## Indicator and Policy Scoreboards

Bruno Lapillonne and Karine Pollier, Enerdata  
Wolfgang Eichhammer and Barbara Schlomann, Fraunhofer ISI



# Scoreboard indicator tool

ODYSSEE-MURE

Overview Data Tools Publications News Contact



Odyssee



The ODYSSEE indicators are accessible under different data tools: the full data base, the key indicators facility, as well as five specific data facilities that focus on specific issues and provide some interpretation: market diffusion, decomposition, benchmarking, energy saving and indicator scoreboard. The access to the data base is restricted, whereas all other data tools are in public access.

ODYSSEE DATABASE



KEY INDICATORS



MARKET  
DIFFUSION



DECOMPOSITION



BENCHMARKING



ENERGY  
SAVING



ENERGY  
EFFICIENCY  
INDICATOR  
SCOREBOARD



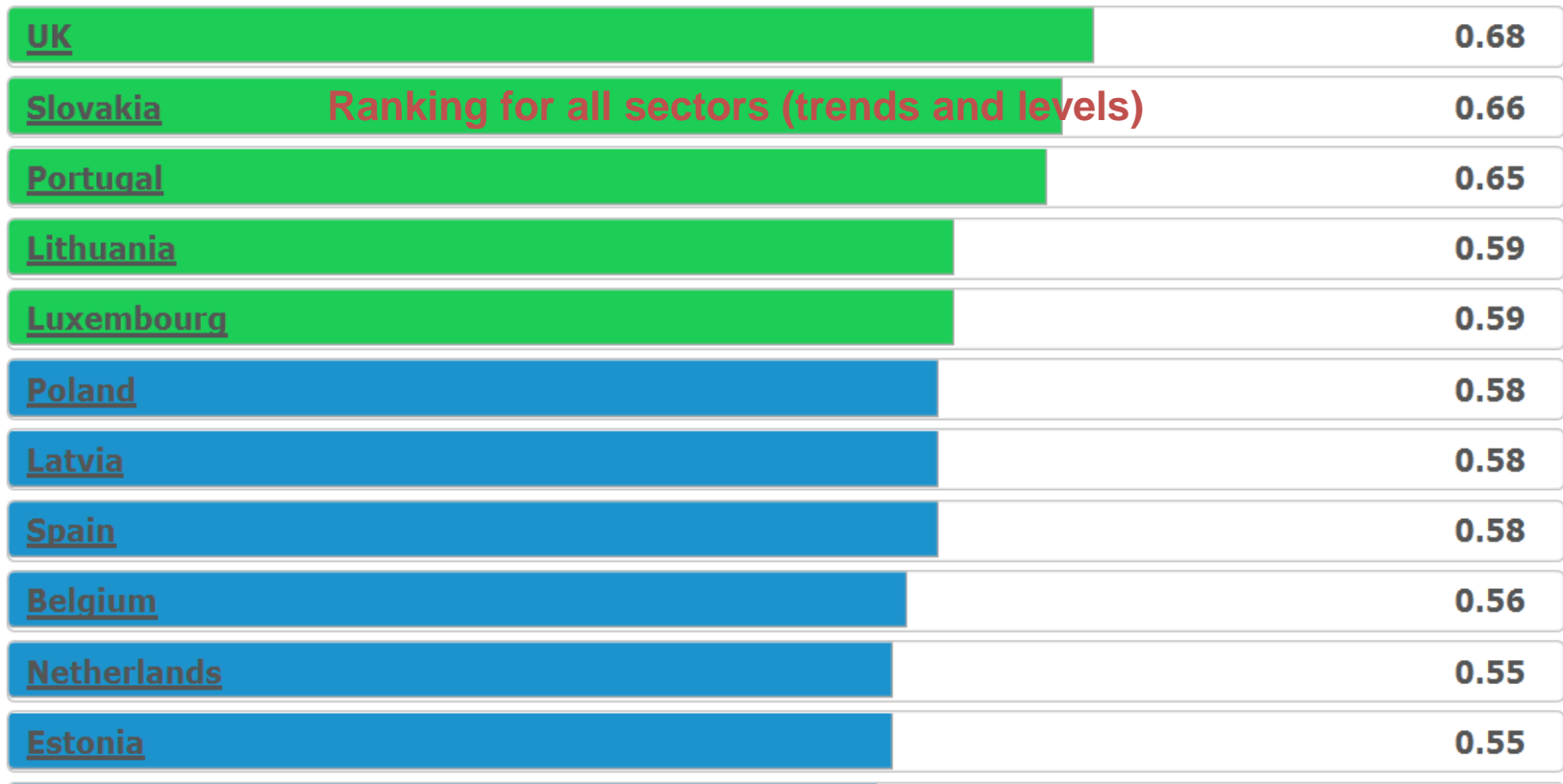
Co-funded by the Horizon 2020 programme  
of the European Union



Energy efficiency indicator scoreboard facility maps o  
the energy efficiency position of each country, global  
and by sector.

# Scoreboard: Country ranking (1/2)

Ranking by sector. All countries are displayed with their score: by sector with the possibility to visualise results for **trends and levels** combined or for **trends** or **levels** only. Possibility to display the ranking by country and indicators (next slide).



# Scoreboard: Display of the ranking by indicator (2/2)

1 shows the 3 best ranking countries, 2 shows the next ones and so on.

## Ranking by indicator: case of transport

	Car efficiency		Road freight per tkm		Air per passenger		% public transport		% rail & water (freight)	
	Level	Trend	Level	Trend	Level	Trend	Level	Trend	Level	Trend
1/ Sweden	7	①	15	20	5	11	15	③	②	9
2/ Portugal	4	4	14	③	8	7	24	10	22	7
3/ UK	①	①	22	19	25	20	23	①	21	5

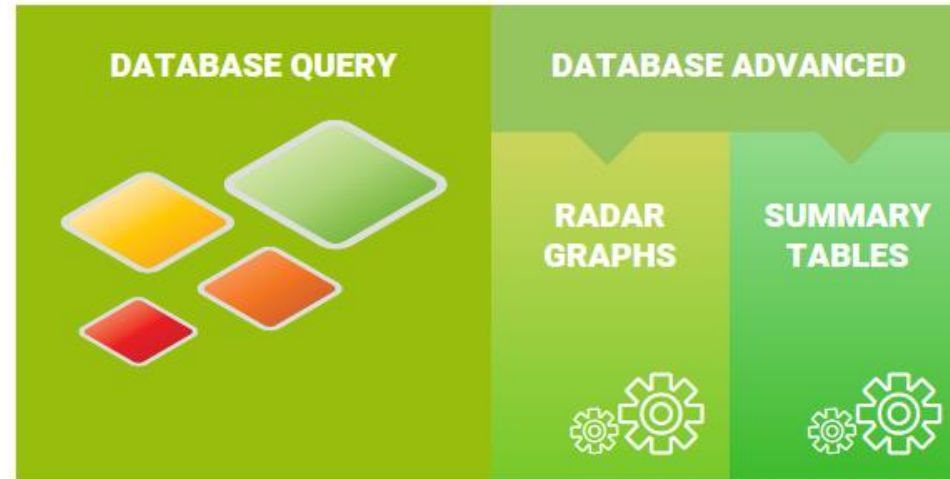
# Indicator scoreboard: new developments

- The **weighting by end-use** for households, transport and services, initially based on the same weight for all countries will be based on the **actual average** share **over the last 3 years** in each country's consumption.
- The **indicator scores for level**, initially based on the last year available, will be calculated as an **average of the last 3 years**, to avoid fluctuations in the score from one year to another (e.g. due to data revisions).
- The **indicators score**, initially calculated with the best 3 countries at 1 will be calculated with **only the best country to 1** to better spread the scores.
- To harmonise with the policy score, where the best country by sector is equal to 1, which never happened for the indicators scores as they are based on different indicators with no country having 1, **the sectoral score** and **total score** will be **normalized** so as to score **the best country at 1**).

# The MURE Policy Tools

## ABOUT THE MURE DATABASE

MURE (Mesures d'Utilisation Rationnelle de l'Energie) provides information on energy efficiency policies and measures that have been carried out in the Member States of the European Union. The information is accessible by query in the database. The distribution of measure by type can be visualized through radar graph. Finally several facilities enable specific queries.



# Four scoring approaches provided in the MURE Policy Scoreboard

The **scoring methodology** is based on the energy efficiency measures gathered in the MURE database.

There are **four main scoring approaches** presented:



**Output-based scoring (based on energy savings):** This scoreboard makes use of the **final energy consumption** for a given year (at present 2010). By default the scoring per



**Output-based scoring (related to energy efficiency potentials):** This scoreboard mak **the energy efficiency potentials** at the time horizon 2030. By default the scoring period



**Output-based scoring ( related to 2020 energy efficiency targets):** This scoreboard n **the energy efficiency targets** at the time horizon 2020. By default the scoring period co for all countries or by taking the EED targets provided by the different EU Member States



**Input-based scoring:** This input-based scoreboard makes use of the information in the I (Gross Domestic Product or Population) if necessary or other relevant parameters. By del At present we have implemented on an exploratory basis i nputs to financial subsidies in **energy efficiency options.**



# Main scoring methodology in the MURE Policy Scoreboard: **output-based scoring (based on energy savings)**

---

- Makes use of information in the MURE database on energy savings (“policy output”) and compares the savings with the final energy consumption of the sector for a given year (Output-based scoring based on energy savings).
- The MURE database comprises quantitative impacts (provided by detailed evaluations; about 40% of measures) and semi-quantitative expert estimates in three categories (low, medium, high; defined in terms of share in sector energy consumption)
- The whole is normalised to a range 0-1.
- By default the scoring period comprises measures from 2000 to present but other periods can be selected.



# Output-based scoring (based on energy savings): Results

NEEAP:

Article 7:

EU related measures:

Status:

Starting year From:

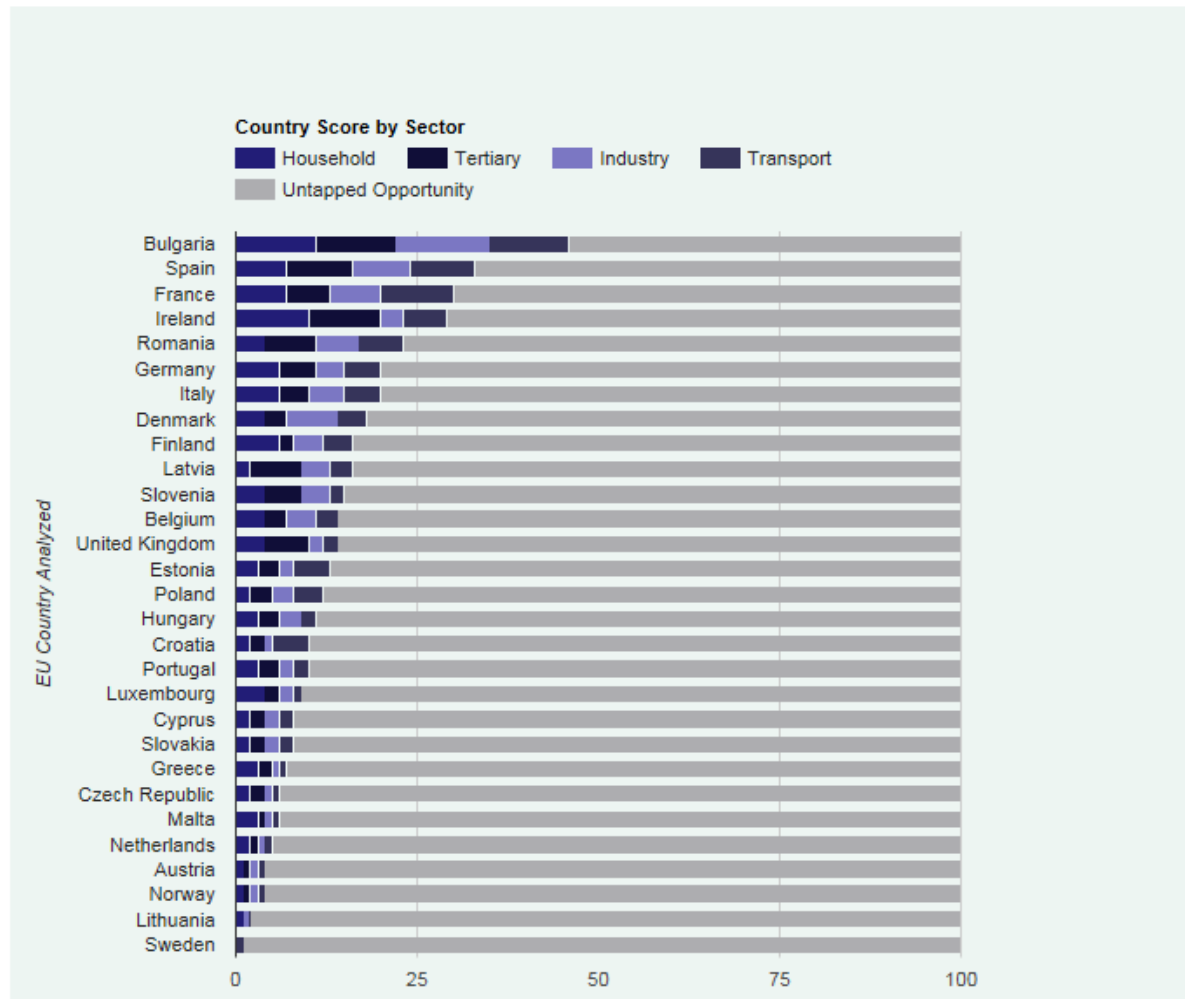
Output based scoring :

based on energy savings

related to energy efficiency potentials

related to e

Select the output to be represented:



# Output-based scoring (based on energy savings): Results

Select the output to be represented: Final Scores and Ranking by Country

Total (max 100)

	Score	Rank
Bulgaria	46	1
Spain	33	2
France	30	3
Ireland	29	4
Romania	23	5
Germany	20	6
Italy	20	6
Denmark	18	8
Finland	16	9
Latvia	16	9
Slovenia	15	11
Belgium	14	12
United Kingdom	14	12
Estonia	13	14
Poland	12	15
Hungary	11	16
Croatia	10	17
Portugal	10	17
Luxembourg	9	19
Cyprus	8	20
Slovakia	8	20
Greece	7	22
Czech Republic	6	23
Malta	6	23
Netherlands	5	25
Austria	4	26
Norway	4	26
Lithuania	2	28
Sweden	1	29

Household (max 25)

	Score	Rank
Bulgaria	11	1
Ireland	10	2
Spain	7	3
France	7	3
Finland	6	5
Germany	6	5
Italy	6	5
Romania	4	8
Belgium	4	8
Denmark	4	8
Luxembourg	4	8
Slovenia	4	8
United Kingdom	4	8
Estonia	3	14
Greece	3	14
Hungary	3	14
Portugal	3	14
Malta	3	14
Poland	2	19
Latvia	2	19
Netherlands	2	19
Czech Republic	2	19
Cyprus	2	19
Croatia	2	19
Slovakia	2	19
Austria	1	26
Lithuania	1	26
Norway	1	26
Sweden	0	29

Tertiary (max 25)

	Score	Rank
Bulgaria	11	1
Ireland	10	2
Spain	9	3
Latvia	7	4
Romania	7	4
France	6	6
United Kingdom	6	6
Germany	5	8
Slovenia	5	8
Italy	4	10
Belgium	3	11
Denmark	3	11
Estonia	3	11
Hungary	3	11
Poland	3	11
Portugal	3	11
Slovakia	2	17
Luxembourg	2	17
Finland	2	17
Czech Republic	2	17
Cyprus	2	17
Croatia	2	17
Greece	2	17
Austria	1	24
Malta	1	24
Netherlands	1	24
Norway	1	24
Lithuania	0	28
Sweden	0	28

# Combined ODYSSEE-MURE scoreboard on energy efficiency indicators and policies

ODYSSEE-MURE Overview Tools Publications Q&A Events Contact Partners

Odyssee

## ODYSSEE-MURE SCOREBOARD ON ENERGY EFFICIENCY INDICATORS AND POLICIES

**View:**

**Sector:**

**Score:**

The objective of the ODYSSEE-MURE scoreboard on energy efficiency indicators and policies is to score EU countries on different energy efficiency criteria:

- the energy efficiency level,
- the energy efficiency progress,
- the energy efficiency policies,
- a combination of all these criteria.

For each criterium each country is scored with a score between 0 and 1 on the basis of a variety of indicators that are explained in more detail in two complementary scoreboards: the first one on energy efficiency progress and level ([ODYSSEE Scoreboard for Indicators](#)) and the other one on policies ([MURE Scoreboard for Energy Efficiency Policies](#)).

The scoreboard can be viewed, either by criterion or by country; in the later case, the scoring is detailed for each country by criterion

[Methodology](#)

**SUMMARY**

### OVERALL: OVERALL ENERGY EFFICIENCY SCORE

The overall energy efficiency score is obtained as an average of the three scores obtained for "energy efficiency level", "energy efficiency progress" and "energy efficiency policies" (i.e. one third weighting).

Bulgaria	0.64
Spain	0.63
Germany	0.61
France	0.56
Ireland	0.56
UK	0.56
Portugal	0.51
Latvia	0.50
Slovakia	0.49
Belgium	0.49
Italy	0.49
Poland	0.47
Denmark	0.47

---

# OBJECTIVE OF ODYSSEE-MURE SCOREBOARD ON ENERGY EFFICIENCY INDICATORS AND POLICIES

---

## Score EU countries on different energy efficiency criteria:

- the energy efficiency level,
  - the energy efficiency progress,
  - the energy efficiency policies,
  - a combination of all these criteria.
- 
- The overall energy efficiency score is obtained as an average of the three scores obtained for “energy efficiency level”, “energy efficiency progress” and “energy efficiency policies” (i.e. **one third weighting**).

# Thank you for your attention

---

## Contacts

[bruno.lapillonne@enerdata.net](mailto:bruno.lapillonne@enerdata.net)

[karine.pollier@enerdata.net](mailto:karine.pollier@enerdata.net)

[barbara.schlomann@isi.fraunhofer.de](mailto:barbara.schlomann@isi.fraunhofer.de)

[wolfgang.eichhammer@isi.fraunhofer.de](mailto:wolfgang.eichhammer@isi.fraunhofer.de)

[\*\*www.odyssee-mure.eu\*\*](http://www.odyssee-mure.eu)